

POTTER COUNTY TREASURER

2018 SECOND QUARTER INVESTMENT REPORT



Commissioners' Court
May 14, 2018
Potter County Treasurer
Leann Jennings

County of Potter

STATE OF TEXAS

TREASURER'S OFFICE
900 S. POLK, SUITE 701
AMARILLO, TEXAS 79101-3412



PHONE: (806) 349-4834
FAX: (806) 349-4845
leannjennings@co.potter.tx.us

LEANN JENNINGS
COUNTY TREASURER

MAY, 2018

The Honorable Commissioners' Court
Potter County
Amarillo, Texas 79101

The Public Funds Investment Act requires that not less than quarterly under Section 2256.023, that the investment officer will prepare and submit to the Commissioners' Court a written report of investment transactions for all funds for the preceding reporting period within a reasonable time after the end of the period. This section also requires that the report reflect the following:

- A) The investment position of Potter County on the date of the report.
- B) A summary statement of each pooled fund group that states the:
 - a. Beginning market value for the reporting period;
 - b. Additions and changes to the market value during the period;
 - c. Ending market value for the period; and
 - d. Fully accrued interest for the period.
- C) State the book value and market value of each separately invested asset at the beginning and end of the reporting by the type of asset and fund type invested.
- D) State the maturity date of each separately invested asset that has a maturity date.
- E) State the account or fund or pooled group fund in the county for which each individual investment was acquired.
- F) And, state the compliance of the investment portfolio of the county as it relates to:
 - a. The investment strategy expressed in the county's investment policy;
 - b. Relevant provisions of this chapter.


This report will reflect the investment position of Potter County from January 1, 2018 through March 31, 2018.

The investment strategy for all funds for the second quarter of our 2018 fiscal year was that of the investment pool in TexPool, TexPool Prime, Texas Class and Amarillo National Bank.

NOTE:


TexPool and Texas Class investments do not have a stated maturity, funds are available daily. Please see the monthly reports enclosed for ownership and changes in book and market value and their monthly information.

Respectfully,




Leann Jennings
Potter County Treasurer/Investment Officer

Potter County 2018 Investment Committee:



Commissioner H.R. Kelly, Precinct 1



Kerry Hood, County Auditor



Tad Fowler, Assistant County Attorney

POTTER COUNTY DEPOSITORY ACCOUNTS - INTEREST PAID

SECOND QUARTER 2018	JANUARY		FEBRUARY		MARCH	
ACCOUNT:	ENDING BALANCE	INTEREST EARNED	ENDING BALANCE	INTEREST EARNED	ENDING BALANCE	INTEREST EARNED
1) JUVENILE FUND	28,288.18	34.35	28,594.67	33.34	29,143.41	41.33
2) JUVENILE PROBATION STATE FUND	284,985.12	346.10	302,563.32	352.78	214,159.88	303.75
3) JUVENILE IV-E FUND	322,072.77	391.15	338,590.10	394.79	385,115.92	546.21
4) JUVENILE PROBATION	842,825.67	1,023.58	1,085,263.98	1,265.39	1,110,807.74	1,575.46
*5) DISBURSEMENT ACCOUNT	349,212.20	424.10	765,247.49	892.26	507,934.58	720.41
6) INSURANCE ACCOUNT	823,556.59	1,000.19	735,366.31	857.42	757,613.28	1,074.53
*7) CO. ATTY HOT CHECK FUND	83,161.45	101.00	82,738.81	96.47	82,514.01	117.04
*8) DIST. ATTY HOT CHECK FUND	122,396.85	148.65	122,347.38	142.65	122,205.98	173.33
9) DIST. ATTY FORFEITURE RELEASE	186,114.94	226.03	198,773.92	231.77	199,348.27	282.74
10) GENERAL OPERATING FUND	15,602,172.32	20,416.23	18,249,571.24	22,493.34	17,805,366.93	25,992.77
11) CO. CLK RECORDS MGMT&PRESERVATION	338,838.49	411.50	338,726.16	394.95	348,911.29	494.86
12) ELECTION FUND	164,679.85	199.99	164,726.88	192.07	164,349.04	233.10
13) VOTER REGISTRATION FUND	30,594.91	37.15	30,634.31	35.72	30,671.47	43.51
14) INTEREST & SINKING ACCOUNT	2,691,945.72	3,269.29	2,267,318.22	2,643.65	2,547,876.90	3,613.64
15) DETENTION CTR. COMMISSARY ACCOUNT	536,954.40	652.11	527,050.13	614.53	531,878.84	754.36
*16) TAX OFC STATE & COUNTY TAXES	2,269,713.79	2,756.40	2,804,634.95	3,270.15	849,982.22	1,205.54
*17) TAX OFC CREDIT CARD ACCOUNT	960,922.77	1,167.01	1,411,192.81	1,645.42	644,688.39	914.36
*18) TAX OFC HIGHWAY FUNDS	504,144.50	612.26	649,886.55	757.75	798,426.97	1,132.42
*19) TAX OFC VEH. INVENTORY TAX ESCROW	708,096.67	859.95	32,402.74	37.78	115,020.52	163.13
20) LOCAL LAW ENFORCEMENT BLOCK GRANT	3,551.27	4.31	3,555.84	4.15	3,560.16	5.06
21) TAX OFFICE IRP ACCOUNT	6,677.25	8.10	6,087.15	7.10	5,313.46	7.54
<u>COMMUNITY SUPERVISION & CORRECTIONS DEPARTMENT:</u>						
22) CSCD UNCLAIMED RESTITUTION	0.00	0.00	0.00	0.00	0.00	0.00
23) CSCD JUDICIAL FUND	582,081.71	706.91	423,606.02	493.92	699,606.15	992.25
24) CSCD ACCOUNT	132,716.76	161.18	139,562.81	162.73	127,460.03	180.79
25) CAPITAL PROJECTS 2003	2,401,438.98	2,916.47	2,411,101.87	2,811.29	2,415,766.45	3,426.27
26) SO FEDERAL FORFEITURE	154,675.38	187.84	166,835.56	194.53	222,909.06	316.16
27) DISTRICT CLERK RMPF	205,898.13	250.06	206,058.66	240.26	206,798.49	293.30
28) TAX OFFICE ESCROW	99,256.14	120.54	110,550.29	128.90	165,351.29	234.53
29) DA SEIZURE FUND	510,621.77	620.14	492,850.44	574.65	495,204.13	702.36
30) CA FEDERAL FORFEITURE FUND	411,231.31	499.43	411,735.21	480.07	412,234.64	584.67
31) TAX PAYER ACH	33,998.83	41.28	78.87	0.09	535.53	0.76
32) SHERIFF ADMINISTRATION	2,348,148.93	2,851.76	2,580,953.03	3,009.34	1,799,045.02	2,551.58
33) RETAINAGE FUND	1,168,899.28	1,419.59	1,244,654.16	1,451.24	1,281,288.83	1,817.25
TOTAL	34,909,872.93	43,864.65	38,333,259.88	45,910.50	35,081,088.88	50,495.01

* Interest fees transferred into Depository Funds at the end of each month
 JAN. INT. RATE: 1.43% General Acct.: 1.55%
 FEB. INT. RATE: 1.53% General Acct.: 1.62%
 MAR INT RATE: 1.68% General Acct.: 1.73%

W

DEPOSITORY INTEREST ACCOUNT DESCRIPTIONS

- 1) **Juvenile Fund** - \$5.00 Court Fee, run through Agency
- 2) **Juvenile Probation State Fund** - State grant money received monthly
- 3) **Juvenile IV-E Fund** - Federal grant money, reimbursements of claims submitted
- 4) **Juvenile Probation** - County funding (county contribution), quarterly
- 5) **Disbursement Account** - Wash account for all checks paid through the county, at the end of the month this should equal zero. Interest is transferred to the General Fund
- 6) **Insurance Account** - insurance payroll deductions, Potter-Randall Appraisal District, claim reimbursements
- 7) **County Attorney Hot Check Fund** - Agency Fund accounts for collection fees on "insufficient funds" checks in a capacity of agent for the County Attorney. Interest is transferred to the General Fund
- 8) **District Attorney Hot Check Fund** - Agency Fund accounts for collection fees on "insufficient funds" checks in a capacity of agent for the District Attorney. Interest is transferred to the General Fund
- 9) **District Attorney Forfeiture Release** - Agency Fund accounts for the holding of seized funds from District Court cases prior to the case being closed and the funds released
- 10) **General Operating Fund** - Account for the revenues and expenditures necessary to carry out basic governmental activities. Revenues are recorded by source, i.e., taxes, licenses, fines, fees, etc. Expenditures are recorded first by function and then by department, expenditures are made primarily for current day-to-day operating expenses and operating equipment
- 11) **County Clerk Records Management & Preservation** - accounts for revenues derived from the records management and preservation fees collected by the County Clerk on all recorded documents. The revenues are to be used for specific records preservation and automation projects by and for the County Clerk's Office
- 12) **Election Fund** - accounts for revenues from local political parties. The revenues are to be used to pay only those expenses related to elections
- 13) **Voter Registration Fund** - accounts for the allocation from the State of Texas. The revenues are to be used to pay only those expenses related to voter registration
- 14) **Interest & Sinking Account** - accounts for the accumulation of resources for and the payment of general long-term debt principal and interest
- 15) **Detention Ctr. Commissary Account** - accounts for proceeds from sale of commissary items at detention center
- 16) **Tax Ofc State & County Taxes** - Collection of taxes, court costs, misc. fees, beer & wine, liquor, tax certificates, trustee sale, excess proceeds, escrow taxes, attorney fees. Payment is disbursed to entities either daily or monthly. Interest is transferred to the General Fund
- 17) **Tax Ofc Credit Card Account** - Highway Department and Tax side of credit card collections. Holding account for Tax acct # 772968 and Highway acct # 772976. Collect: Tax and 3% surcharge. Disburse funds to each account after verification with bank statement. Interest is transferred to General Account
- 18) **Tax Ofc Highway Funds** - (New account opened 6/04) Collection of motor vehicles fees, i.e., registration, title fees, sales tax, county Road & Bridge fees, state Road & Bridge fees, Road & Bridge retainage, etc., collected for the state. Interest is transferred to General Account

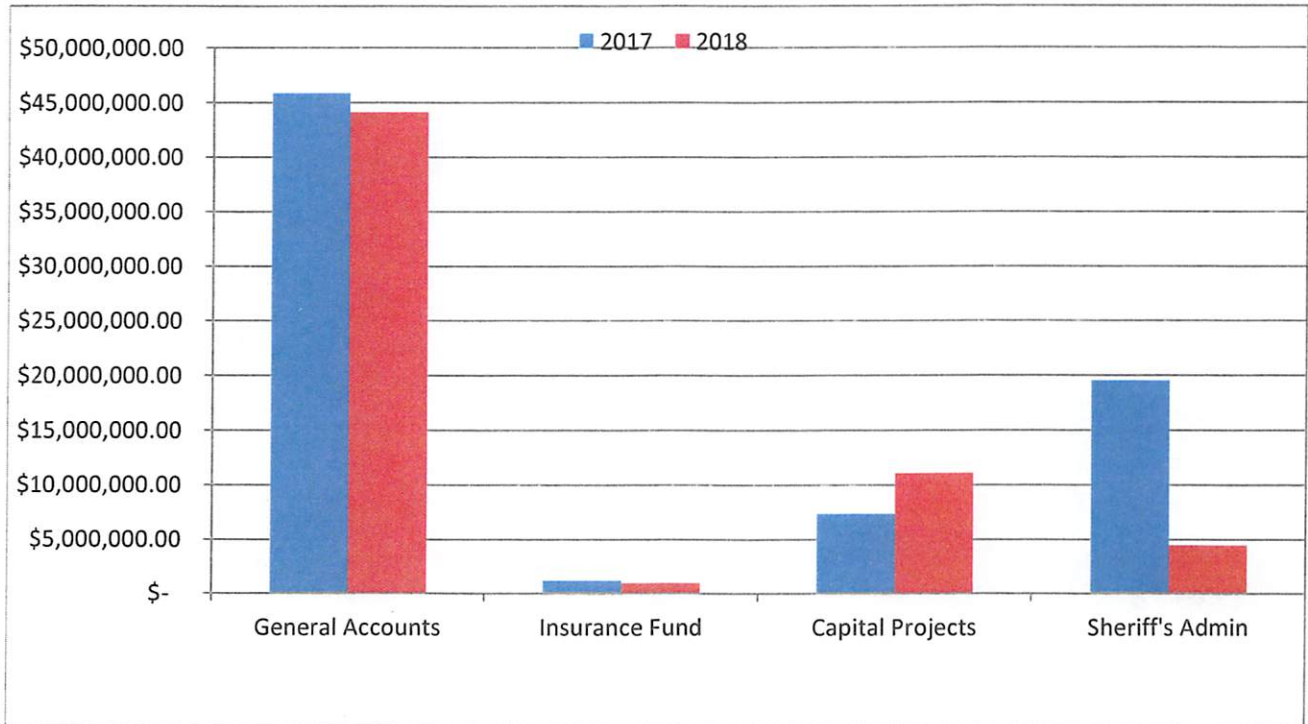
- 19) **Tax Ofc Veh Inventory Tax Escrow** - State fees collected through dealerships for Inventory Tax, monies collected is deposited to TexPool monthly. Interest remains in account and transferred to TexPool annually
- 20) **Local Law Enforcement Block Grant** - accounts for the grant monies received from the Bureau of Justice Assistance. These monies are to be used to underwrite projects to reduce crime and improve public safety
- 21) **Tax Ofc IRP Account** holding account for monies collected from the Texas Department of Transportation from other state registration offices for proportioned tax on semi-tractors to be disbursed as payments are received from State Comptroller's office
- 22) **CSCD Unclaimed Restitution** - accounts for monies unable to reimburse through the CSCD Account, held for 90 days and submitted to State Comptroller. Interest is transferred to the Judicial Account
- 23) **CSCD Judicial Fund** - accounts for monies received from probation fees and state funding. CSCD disbursement account. Interest remains in this account
- 24) **CSCD Account** - wash account for all court costs, fines and restitutions. Interest from account is transferred to the Judicial Account
- 25) **Capital Projects 2003 Fund** - accounts for the proceeds from certificates of obligation issued for constructing, renovating and improving county owned buildings, the purchase of land and right-of-way for authorized needs and purposes, and professional services relating to such projects
- 26) **SO Federal Forfeiture Fund** - accounts for Federal assets seized with a percentage given to the county, governed by the Department of Treasury
- 27) **District Clerk Records Management & Preservation Fund** - accounts for revenues derived from the records management and preservation fees collected by the District Clerk on all recorded documents
- 28) **Tax Office Property Tax Escrow** - prepayment of future taxes
- 29) **District Attorney Seizure Funds** - accounts for the holding of seized funds from cases prior to the case being closed and funds released
- 30) **CA Federal Forfeiture Fund** - seized funds that have been released to the County Attorney through a judgement in Court. Proceeds are to be used solely for the official purposes of that office after a budget for the expenditure of the proceeds has been submitted to the commissioners' court
- 31) **Potter County Tax Payer ACH Fund** - tax payers' wire transfer payments
- 32) **Sheriff's Office Administration** - accounts for county funds and the proceeds from certificates of obligation issued during construction and professional services relating to such project
- 33) **Retainage Fund** - Monies held until job completed.



Potter County
 TexPool Investment Accounts
 for Second Quarter 2018

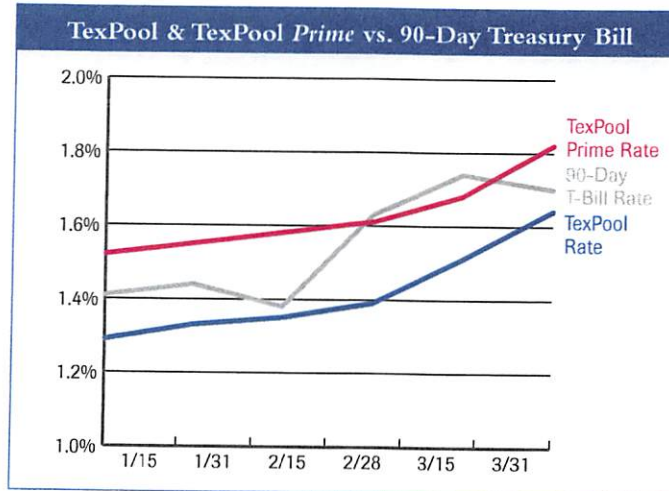


INVESTMENT COMPARISON OF MARCH 31, 2017 TO MARCH 31, 2018			
Texas Local Government Investment Pool TexPool		Balance as of Mar. 31, 2017	Balance as of Mar. 31, 2018
TexPool, TexPool Prime, Texas Class, Amarillo National Bank	General Accounts	\$ 45,818,985.21	\$ 44,114,862.14
TexPool, ANB, Texas Class	Insurance Fund	\$ 1,134,433.00	\$ 960,009.53
Texas Class, ANB, TexPool	Capital Projects	\$ 7,313,801.47	\$ 11,100,881.31
Texas Class, ANB	Sheriff's Admin	\$ 19,492,232.55	\$ 4,458,764.20





Monthly Newsletter: April 2018



90-Day Treasury Bill is a short-term debt instrument backed by the national government. These are used to collect immediate cash to meet outstanding obligations.

Any private investor can invest in a Treasury bill. The 90-Day Treasury Bill is a weighted average rate of the weekly auctions of 90-Day Treasury Bills.

Past performance is no guarantee of future results.

The weighted average maturity (WAM) of TexPool was 35 days, not quite matching that of TexPool Prime at 36 days.

Performance as of March 31, 2018

	TexPool	TexPool Prime
Current Invested Balance	\$19,272,850,011.55	\$5,721,562,120.63
Weighted Average Maturity	35	36
Weighted Average Life	90	69
Net Asset Value	0.99981	0.99970
Total Number of Participants	2,456	305
Management Fee on Invested Balance	0.0473%	0.0638%
Interest Distributed	\$25,586,096.21	\$8,462,097.82
Management Fee Collected	\$747,255.87	\$289,727.00
Standard & Poor's Current Rating	AAAm	AAAm
Month Averages		
Average Invested Balance	\$19,901,625,057.91	\$5,841,092,146.71
Average Monthly Rate	1.5156%	1.7066%
Average Weighted Average Maturity	31	33
Average Weighted Average Life	87	67

Second Quarter 2018
Potter County

TexPool Investment Accounts

TEXPOOL SUMMARY		JANUARY THROUGH MARCH 31, 2018						Portfolio Value			
Texas Local Government Investment Pool	Month	Beginning Balance	Total Deposits	Total Withdrawals	Month To Date Interest	Year To Date Interest	Ending Balance	Market Value Jan. thru Mar. 2018	Share Price Jan. 1 thru Mar. 31, 2018	Shares Owned Jan. 1 thru Mar. 31, 2018	Market Value Jan. thru Mar. 31, 2018
	Month										
General Account	JAN	\$ 403,557.87	\$ -	\$ -	\$ 445.18	\$ 445.18	\$ 404,003.05	\$ 403,557.87	\$ 1.00	404,003.050	\$ 404,003.05
	FEB	\$ 404,003.05	\$ -	\$ -	\$ 416.44	\$ 861.62	\$ 404,419.49	\$ 404,003.05	\$ 1.00	404,419.490	\$ 404,419.49
	MAR	\$ 404,419.49	\$ -	\$ -	\$ 520.58	\$ 1,382.20	\$ 404,940.07	\$ 40,449.49	\$ 1.00	404,940.070	\$ 404,940.07
Capital Projects 2003	JAN	\$ 3,610,767.34	\$ -	\$ -	\$ 3,983.22	\$ 3,983.22	\$ 3,614,750.56	\$ 3,610,767.34	\$ 1.00	3,614,750.560	\$ 3,614,750.58
	FEB	\$ 3,614,750.56	\$ -	\$ -	\$ 3,726.14	\$ 7,709.36	\$ 3,614,883.64	\$ 3,614,750.56	\$ 1.00	3,618,476.700	\$ 3,618,476.70
	MAR	\$ 3,618,476.70	\$ -	\$ -	\$ 4,657.62	\$ 12,366.98	\$ 3,623,134.32	\$ 3,618,476.70	\$ 1.00	3,623,134.320	\$ 3,623,134.32
Insurance Fund	JAN	\$ 31,134.47	\$ -	\$ -	\$ 34.35	\$ 34.35	\$ 31,168.82	\$ 31,134.47	\$ 1.00	31,168.820	\$ 31,168.82
	FEB	\$ 31,168.82	\$ -	\$ -	\$ 32.11	\$ 66.46	\$ 31,200.93	\$ 31,168.82	\$ 1.00	31,200.930	\$ 31,200.93
	MAR	\$ 31,200.93	\$ -	\$ -	\$ 40.16	\$ 106.62	\$ 31,241.09	\$ 31,200.93	\$ 1.00	31,241.090	\$ 31,241.09



Second Quarter 2018
Potter County

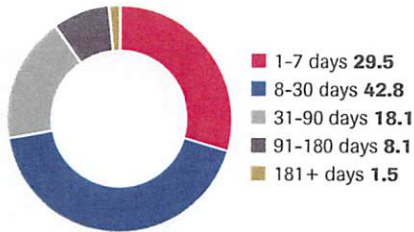
TexPool Prime Investment Accounts

TEXPOOL PRIME SUMMARY		JANUARY 1 THROUGH MARCH 31, 2018						Portfolio Value			
Texas Local Government Investment Pool	Month	Beginning Balance	Total Deposits	Total Withdrawals	Month To Date Interest	Year To Date Interest	Ending Balance	Market Value Jan thru Mar. 31, 2018	Share Price Jan 1 thru Mar 31, 2018	Shares Owned Jan 1 thru Mar 31, 2018	Market Value Jan thru Mar. 31, 2018
General Account	JAN	\$ 9,093,127.84	\$ 7,000,000.00	\$ -	\$ 13,449.44	\$ 13,779.44	\$ 16,106,907.28	\$ 9,093,127.84	\$ 1.00	16,106,907.280	\$ 16,106,907.28
	FEB	\$ 16,106,907.28	\$ -	\$ -	\$ 19,456.78	\$ 33,236.22	\$ 16,126,364.06	\$ 16,106,907.28	\$ 1.00	16,126,364.060	\$ 16,126,364.06
	MAR	\$ 16,126,364.06	\$ -	\$ -	\$ 23,373.56	\$ 56,609.78	\$ 16,149,737.62	\$ 16,126,364.06	\$ 1.00	16,149,737.620	\$ 16,149,737.62



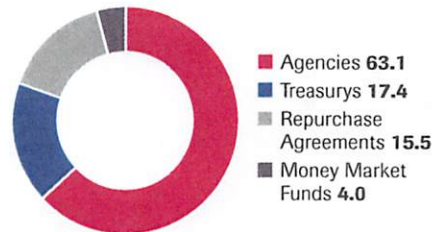
Portfolio by Maturity (%)

As of March 31, 2018



Portfolio by Type of Investment (%)

As of March 31, 2018



Portfolio Asset Summary as of March 31, 2018

	Book Value	Market Value
Uninvested Balance	-\$85.79	-\$85.79
Receivable for Investments Sold	0.00	0.00
Accrual of Interest Income	9,719,142.02	9,719,142.02
Interest and Management Fees Payable	-25,586,089.71	-25,586,089.71
Payable for Investments Purchased	-249,374,305.55	-249,374,305.55
Accrued Expenses & Taxes	-70,614.78	-70,614.78
Repurchase Agreements	3,039,473,000.00	3,039,473,000.00
Mutual Fund Investments	776,022,103.88	776,022,103.88
Government Securities	12,321,414,957.04	12,319,290,132.33
U.S. Treasury Inflation Protected Securities	2,140,257,849.46	2,139,067,997.71
U.S. Treasury Bills	961,250,443.26	961,277,165.98
U.S. Treasury Notes	299,743,611.72	299,337,793.00
Total	\$19,272,850,011.55	\$19,269,156,239.09

Market value of collateral supporting the Repurchase Agreements is at least 102% of the Book Value. The portfolio is managed by Federated Investment Counseling and the assets are safe kept in a separate custodial account at State Street Bank in the name of TexPool. The only source of payment to the Participants is the assets of TexPool. There is no secondary source of payment for the pool such as insurance or State guarantee. Should you require a copy of the portfolio, please contact TexPool Participant Services.

Participant Summary

	Number of Participants	Balance
School District	583	\$6,679,869,963.80
Higher Education	57	\$843,504,730.32
Healthcare	82	\$909,464,288.61
Utility District	774	\$2,719,667,587.71
City	458	\$4,420,238,490.83
County	185	\$2,186,235,095.28
Other	317	\$1,513,662,701.81

**Definition of Weighted Average Maturity and Weighted Average Life

WAM is the mean average of the periods of time remaining until the securities held in TexPool (a) are scheduled to be repaid, (b) would be repaid upon a demand by TexPool, or (c) are scheduled to have their interest rate readjusted to reflect current market rates. Securities with adjustable rates payable upon demand are treated as maturing on the earlier of the two dates set forth in (b) and (c) if their scheduled maturity is 397 days or less; and the later of the two dates set forth in (b) and (c) if their scheduled maturity is more than 397 days. The mean is weighted based on the percentage of the amortized cost of the portfolio invested in each period.

WAL is calculated in the same manner as WAM, but is based solely on the periods of time remaining until the securities held in TexPool (a) are scheduled to be repaid or (b) would be repaid upon a demand by TexPool, without reference to when interest rates of securities within TexPool are scheduled to be readjusted.



Daily Summary

Date	Money Mkt. Fund Equiv. (SEC Std.)	Dividend Factor	TexPool Invested Balance	NAV	WAM Days	WAL Days
1/1	1.2803%	0.000035078	\$17,530,157,281.00	0.99992	33	89
1/2	1.2645%	0.000034644	\$18,021,522,525.02	0.99990	29	84
1/3	1.2793%	0.000035049	\$18,309,498,310.14	0.99990	30	85
1/4	1.2837%	0.000035171	\$18,403,466,730.02	0.99990	30	84
1/5	1.2832%	0.000035157	\$18,611,644,481.87	0.99991	31	89
1/6	1.2832%	0.000035157	\$18,611,644,481.87	0.99991	31	89
1/7	1.2832%	0.000035157	\$18,611,644,481.87	0.99991	31	89
1/8	1.2770%	0.000034985	\$18,755,265,112.36	0.99991	28	86
1/9	1.2778%	0.000035007	\$18,812,904,270.94	0.99991	27	85
1/10	1.2771%	0.000034989	\$18,922,621,827.36	0.99991	27	84
1/11	1.2828%	0.000035144	\$18,881,443,261.23	0.99991	28	86
1/12	1.2903%	0.000035351	\$19,123,608,473.94	0.99992	28	86
1/13	1.2903%	0.000035351	\$19,123,608,473.94	0.99992	28	86
1/14	1.2903%	0.000035351	\$19,123,608,473.94	0.99992	28	86
1/15	1.2903%	0.000035351	\$19,123,608,473.94	0.99992	28	86
1/16	1.3101%	0.000035892	\$19,202,975,837.72	0.99991	29	81
1/17	1.3111%	0.000035921	\$19,340,442,997.89	0.99992	31	86
1/18	1.3055%	0.000035767	\$19,568,752,092.55	0.99992	32	92
1/19	1.3097%	0.000035881	\$19,776,523,182.25	0.99992	33	96
1/20	1.3097%	0.000035881	\$19,776,523,182.25	0.99992	33	96
1/21	1.3097%	0.000035881	\$19,776,523,182.25	0.99992	33	96
1/22	1.3048%	0.000035749	\$19,900,685,275.28	0.99992	31	94
1/23	1.3115%	0.000035932	\$19,930,477,932.46	0.99991	30	92
1/24	1.3179%	0.000036107	\$20,167,489,360.85	0.99992	30	92
1/25	1.3176%	0.000036098	\$20,309,884,877.66	0.99993	30	90
1/26	1.3191%	0.000036141	\$20,447,713,165.55	0.99993	31	90
1/27	1.3191%	0.000036141	\$20,447,713,165.55	0.99993	31	90
1/28	1.3191%	0.000036141	\$20,447,713,165.55	0.99993	31	90
1/29	1.3191%	0.000036139	\$20,647,964,724.16	0.99993	28	87
1/30	1.3208%	0.000036185	\$21,079,700,348.63	0.99993	27	85
1/31	1.3270%	0.000036357	\$21,138,118,125.66	0.99994	26	84
Average:	1.2989%	0.000035586	\$19,416,949,912.12	.96867	30	88



Daily Summary

Date	Money Mkt. Fund Equiv. (SEC Std.)	Dividend Factor	TexPool Invested Balance	NAV	WAM Days	WAL Days
2/1	1.3172%	0.000036088	\$21,453,184,251.90	0.99994	26	83
2/2	1.3188%	0.000036131	\$21,522,139,249.66	0.99995	27	86
2/3	1.3188%	0.000036131	\$21,522,139,249.66	0.99995	27	86
2/4	1.3188%	0.000036131	\$21,522,139,249.66	0.99995	27	86
2/5	1.3182%	0.000036114	\$21,750,836,143.09	0.99994	24	83
2/6	1.3147%	0.000036019	\$21,908,907,770.11	0.99994	24	82
2/7	1.3138%	0.000035995	\$22,060,884,308.52	0.99994	24	81
2/8	1.3179%	0.000036107	\$22,306,551,025.47	0.99993	24	76
2/9	1.3240%	0.000036274	\$22,341,053,784.25	0.99993	25	80
2/10	1.3240%	0.000036274	\$22,341,053,784.25	0.99993	25	80
2/11	1.3240%	0.000036274	\$22,341,053,784.25	0.99993	25	80
2/12	1.3239%	0.000036270	\$22,265,390,505.28	0.99993	23	78
2/13	1.3281%	0.000036387	\$21,960,667,323.83	0.99994	24	78
2/14	1.3382%	0.000036662	\$21,620,947,808.30	0.99991	25	81
2/15	1.3506%	0.000037004	\$21,449,046,985.31	0.99990	25	80
2/16	1.3610%	0.000037287	\$21,250,316,020.08	0.99989	27	84
2/17	1.3610%	0.000037287	\$21,250,316,020.08	0.99989	27	84
2/18	1.3610%	0.000037287	\$21,250,316,020.08	0.99989	27	84
2/19	1.3610%	0.000037287	\$21,250,316,020.08	0.99989	27	84
2/20	1.3636%	0.000037359	\$21,206,333,602.27	0.99988	26	80
2/21	1.3607%	0.000037279	\$21,179,045,416.65	0.99988	26	83
2/22	1.3635%	0.000037356	\$21,031,193,770.01	0.99987	26	81
2/23	1.3693%	0.000037514	\$20,919,211,171.26	0.99987	26	84
2/24	1.3693%	0.000037514	\$20,919,211,171.26	0.99987	26	84
2/25	1.3693%	0.000037514	\$20,919,211,171.26	0.99987	26	84
2/26	1.3723%	0.000037596	\$20,884,722,498.15	0.99987	26	83
2/27	1.3770%	0.000037726	\$20,733,199,202.05	0.99986	26	83
2/28	1.3856%	0.000037963	\$20,482,019,597.22	0.99986	27	85
Average:	1.3438%	0.000036815	\$21,487,193,103.71	.99991	26	82



Daily Summary

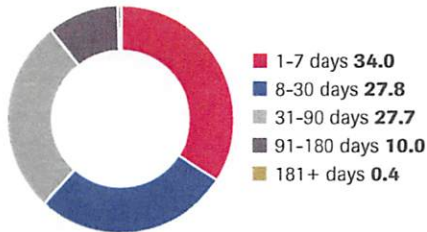
Date	Money Mkt. Fund Equiv. (SEC Std.)	Dividend Factor	TexPool Invested Balance	NAV	WAM Days	WAL Days
3/1	1.3978%	0.000038296	\$20,190,258,391.58	0.99990	28	86
3/2	1.4052%	0.000038498	\$20,171,968,304.73	0.99990	28	86
3/3	1.4052%	0.000038498	\$20,171,968,304.73	0.99990	28	86
3/4	1.4052%	0.000038498	\$20,171,968,304.73	0.99990	28	86
3/5	1.4056%	0.000038510	\$20,148,257,721.67	0.99987	26	84
3/6	1.4179%	0.000038847	\$20,037,307,263.81	0.99986	29	84
3/7	1.4194%	0.000038888	\$20,060,713,416.71	0.99986	29	83
3/8	1.4469%	0.000039641	\$20,115,330,275.19	0.99986	30	89
3/9	1.4490%	0.000039699	\$20,187,984,847.39	0.99986	30	88
3/10	1.4490%	0.000039699	\$20,187,984,847.39	0.99986	30	88
3/11	1.4490%	0.000039699	\$20,187,984,847.39	0.99986	30	88
3/12	1.4509%	0.000039751	\$20,121,928,362.03	0.99986	28	86
3/13	1.4634%	0.000040092	\$20,105,408,615.08	0.99982	28	80
3/14	1.5986%	0.000043798	\$20,020,481,542.57	0.99979	30	88
3/15	1.5120%	0.000041424	\$19,973,968,400.84	0.99977	30	88
3/16	1.5108%	0.000041392	\$19,980,687,206.34	0.99977	30	87
3/17	1.5108%	0.000041392	\$19,980,687,206.34	0.99977	30	87
3/18	1.5108%	0.000041392	\$19,980,687,206.34	0.99977	30	87
3/19	1.5229%	0.000041724	\$19,969,088,380.47	0.99976	30	86
3/20	1.5313%	0.000041953	\$19,985,516,221.77	0.99976	30	84
3/21	1.5444%	0.000042312	\$19,898,069,240.04	0.99977	31	87
3/22	1.5805%	0.000043302	\$19,816,205,578.22	0.99977	32	85
3/23	1.6017%	0.000043881	\$19,669,988,021.59	0.99979	34	90
3/24	1.6017%	0.000043881	\$19,669,988,021.59	0.99979	34	90
3/25	1.6017%	0.000043881	\$19,669,988,021.59	0.99979	34	90
3/26	1.6177%	0.000044320	\$19,620,270,605.64	0.99978	32	87
3/27	1.6208%	0.000044405	\$19,538,939,107.68	0.99979	35	88
3/28	1.6187%	0.000044348	\$19,498,198,497.09	0.99981	34	89
3/29	1.6444%	0.000045053	\$19,272,850,011.55	0.99981	35	90
3/30	1.6444%	0.000045053	\$19,272,850,011.55	0.99981	35	90
3/31	1.6444%	0.000045053	\$19,272,850,011.55	0.99981	35	90
Average:	1.5156%	0.000041522	\$19,901,625,057.91	0.99982	31	87



TEXPOOL PRIME

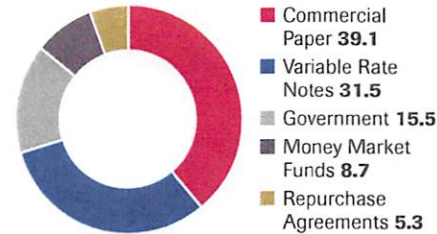
Portfolio by Maturity (%)

As of March 31, 2018



Portfolio by Type of Investment (%)

As of March 31, 2018



Portfolio Asset Summary as of March 31, 2018

	Book Value	Market Value
Uninvested Balance	\$81,907.18	\$81,907.18
Receivable for Investments Sold	0.00	0.00
Accrual of Interest Income	2,558,243.91	2,558,243.91
Interest and Management Fees Payable	-8,462,697.75	-8,462,697.75
Payable for Investments Purchased	0.00	0.00
Accrued Expenses & Taxes	-27,416.43	-27,416.43
Repurchase Agreements	301,054,000.00	301,054,000.00
Commercial Paper	2,240,702,845.48	2,239,587,322.80
Bank Instruments	0.00	0.00
Mutual Fund Investments	497,099,999.35	497,052,003.75
Government Securities	885,859,405.12	885,845,010.87
Variable Rate Notes	1,802,695,833.77	1,802,145,772.00
Total	\$5,721,562,120.63	\$5,719,834,146.33

Market value of collateral supporting the Repurchase Agreements is at least 102% of the Book Value. The portfolio is managed by Federated Investment Counseling and the assets are safe kept in a separate custodial account at State Street Bank in the name of TexPool Prime. The assets of TexPool Prime are the only source of payments to the Participants. There is no secondary source of payment for the pool such as insurance or State guarantee. Should you require a copy of the portfolio, please contact TexPool Participant Services

Participant Summary

	Number of Participants	Balance
School District	105	\$2,629,880,411.46
Higher Education	15	\$778,672,902.25
Healthcare	12	\$294,606,414.63
Utility District	25	\$335,550,036.18
City	62	\$531,955,890.84
County	34	\$572,693,156.01
Other	52	\$574,180,875.38



TEXPOOL *PRIME*

Daily Summary

Date	Money Mkt. Fund Equiv. (SEC Std.)	Dividend Factor	TexPool <i>Prime</i> Invested Balance	NAV	WAM Days	WAL Days
1/1	1.4746%	0.000040400	\$5,226,591,729.00	0.99981	38	68
1/2	1.4881%	0.000040771	\$5,311,591,978.97	0.99986	34	63
1/3	1.4750%	0.000040411	\$5,425,145,944.20	0.99986	34	66
1/4	1.4826%	0.000040618	\$5,592,018,684.96	0.99987	33	69
1/5	1.4853%	0.000040694	\$5,628,183,134.93	0.99985	33	77
1/6	1.4853%	0.000040694	\$5,628,183,134.93	0.99985	33	77
1/7	1.4853%	0.000040694	\$5,628,183,134.93	0.99985	33	77
1/8	1.5157%	0.000041526	\$5,748,934,829.38	0.99994	32	80
1/9	1.4843%	0.000040667	\$5,841,319,429.50	0.99994	32	79
1/10	1.4972%	0.000041020	\$5,882,485,341.03	0.99993	33	81
1/11	1.5104%	0.000041381	\$5,873,367,846.85	0.99993	33	81
1/12	1.5244%	0.000041765	\$5,949,049,108.23	0.99987	33	80
1/13	1.5244%	0.000041765	\$5,949,049,108.23	0.99987	33	80
1/14	1.5244%	0.000041765	\$5,949,049,108.23	0.99987	33	80
1/15	1.5244%	0.000041765	\$5,949,049,108.23	0.99987	33	80
1/16	1.5279%	0.000041859	\$5,950,331,211.64	0.99993	30	77
1/17	1.5125%	0.000041438	\$5,900,782,791.07	0.99992	30	77
1/18	1.5181%	0.000041592	\$5,901,894,485.63	0.99993	30	77
1/19	1.5175%	0.000041575	\$5,940,137,068.42	0.99990	30	77
1/20	1.5175%	0.000041575	\$5,940,137,068.42	0.99990	30	77
1/21	1.5175%	0.000041575	\$5,940,137,068.42	0.99990	30	77
1/22	1.5211%	0.000041673	\$5,949,633,221.78	0.99994	30	75
1/23	1.5165%	0.000041549	\$6,018,843,254.21	0.99994	29	74
1/24	1.5396%	0.000042181	\$5,736,784,071.69	0.99994	31	78
1/25	1.5360%	0.000042083	\$5,841,892,373.46	0.99994	30	76
1/26	1.5413%	0.000042227	\$5,872,065,336.08	0.99991	32	77
1/27	1.5413%	0.000042227	\$5,872,065,336.08	0.99991	32	77
1/28	1.5413%	0.000042227	\$5,872,065,336.08	0.99991	32	77
1/29	1.5510%	0.000042493	\$5,989,910,708.15	0.99995	33	76
1/30	1.5536%	0.000042565	\$6,040,213,305.79	0.99994	32	75
1/31	1.5509%	0.000042490	\$6,151,424,457.69	0.99995	32	73
Average:	1.5156%	0.000041525	\$5,822,597,377.94	.99990	32	76



TEXPOOL *PRIME*

Daily Summary

Date	Money Mkt. Fund Equiv. (SEC Std.)	Dividend Factor	TexPool <i>Prime</i> Invested Balance	NAV	WAM Days	WAL Days
2/1	1.5353%	0.000042064	\$6,235,275,961.16	0.99995	32	72
2/2	1.5452%	0.000042335	\$6,249,451,699.93	0.99991	35	74
2/3	1.5452%	0.000042335	\$6,249,451,699.93	0.99991	35	74
2/4	1.5452%	0.000042335	\$6,249,451,699.93	0.99991	35	74
2/5	1.5473%	0.000042393	\$6,416,629,687.54	0.99994	32	70
2/6	1.5440%	0.000042301	\$6,500,209,509.40	0.99993	32	69
2/7	1.5425%	0.000042259	\$6,497,978,490.72	0.99994	32	69
2/8	1.5519%	0.000042517	\$6,478,239,523.45	0.99994	32	69
2/9	1.5497%	0.000042457	\$6,514,223,910.30	0.99990	33	70
2/10	1.5497%	0.000042457	\$6,514,223,910.30	0.99990	33	70
2/11	1.5497%	0.000042457	\$6,514,223,910.30	0.99990	33	70
2/12	1.5596%	0.000042729	\$6,577,214,943.84	0.99994	32	68
2/13	1.5539%	0.000042573	\$6,554,179,339.13	0.99993	33	68
2/14	1.5613%	0.000042775	\$6,356,408,450.54	0.99990	34	69
2/15	1.5834%	0.000043382	\$6,160,520,023.20	0.99990	34	71
2/16	1.5942%	0.000043676	\$6,198,316,248.05	0.99984	36	74
2/17	1.5942%	0.000043676	\$6,198,316,248.05	0.99984	36	74
2/18	1.5942%	0.000043676	\$6,198,316,248.05	0.99984	36	74
2/19	1.5942%	0.000043676	\$6,198,316,248.05	0.99984	36	74
2/20	1.5900%	0.000043563	\$6,230,528,333.01	0.99990	34	70
2/21	1.5981%	0.000043784	\$6,008,937,672.03	0.99990	34	72
2/22	1.6047%	0.000043965	\$5,927,674,772.87	0.99991	34	72
2/23	1.6100%	0.000044110	\$5,835,149,501.62	0.99987	34	73
2/24	1.6100%	0.000044110	\$5,835,149,501.62	0.99987	34	73
2/25	1.6100%	0.000044110	\$5,835,149,501.62	0.99987	34	73
2/26	1.6095%	0.000044096	\$5,824,313,858.78	0.99991	33	70
2/27	1.6041%	0.000043947	\$5,892,586,752.10	0.99991	32	68
2/28	1.6139%	0.000044217	\$5,838,691,104.01	0.99989	32	69
Average:	1.5747%	0.000043142	\$6,217,468,883.91	.99990	34	71



TEXPOOL PRIME

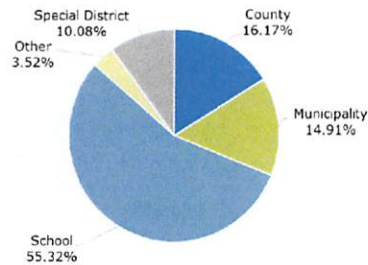
Daily Summary

Date	Money Mkt. Fund Equiv. (SEC Std.)	Dividend Factor	TexPool Prime Invested Balance	NAV	WAM Days	WAL Days
3/1	1.6149%	0.000044244	\$5,987,873,330.69	0.99989	32	67
3/2	1.6220%	0.000044437	\$5,949,841,911.40	0.99983	34	69
3/3	1.6220%	0.000044437	\$5,949,841,911.40	0.99983	34	69
3/4	1.6220%	0.000044437	\$5,949,841,911.40	0.99983	34	69
3/5	1.6366%	0.000044837	\$5,909,675,724.19	0.99988	33	67
3/6	1.6408%	0.000044953	\$5,937,265,872.56	0.99989	32	65
3/7	1.6366%	0.000044839	\$5,947,290,505.68	0.99989	32	64
3/8	1.6533%	0.000045295	\$5,872,937,063.84	0.99991	33	67
3/9	1.6588%	0.000045446	\$5,838,223,758.84	0.99985	33	68
3/10	1.6588%	0.000045446	\$5,838,223,758.84	0.99985	33	68
3/11	1.6588%	0.000045446	\$5,838,223,758.84	0.99985	33	68
3/12	1.6538%	0.000045309	\$5,858,724,897.83	0.99989	30	65
3/13	1.6653%	0.000045626	\$5,811,822,110.88	0.99988	30	65
3/14	1.6947%	0.000046430	\$5,784,303,277.69	0.99986	30	66
3/15	1.6766%	0.000045933	\$5,827,975,885.02	0.99988	30	65
3/16	1.6957%	0.000046458	\$5,817,763,818.09	0.99985	31	66
3/17	1.6957%	0.000046458	\$5,817,763,818.09	0.99985	31	66
3/18	1.6957%	0.000046458	\$5,817,763,818.09	0.99985	31	66
3/19	1.7035%	0.000046670	\$5,824,491,714.70	0.99986	29	64
3/20	1.7105%	0.000046863	\$5,829,955,285.44	0.99985	29	63
3/21	1.7286%	0.000047359	\$5,828,057,898.61	0.99983	31	64
3/22	1.7477%	0.000047881	\$5,815,188,540.79	0.99982	33	66
3/23	1.7765%	0.000048670	\$5,817,532,980.37	0.99974	35	67
3/24	1.7765%	0.000048670	\$5,817,532,980.37	0.99974	35	67
3/25	1.7765%	0.000048670	\$5,817,532,980.37	0.99974	35	67
3/26	1.7924%	0.000049106	\$5,816,892,747.12	0.99976	33	65
3/27	1.7855%	0.000048919	\$5,792,004,507.49	0.99974	35	67
3/28	1.8328%	0.000050215	\$5,794,623,417.59	0.99975	34	68
3/29	1.8236%	0.000049962	\$5,721,562,120.63	0.99970	36	69
3/30	1.8236%	0.000049962	\$5,721,562,120.63	0.99970	36	69
3/31	1.8236%	0.000049962	\$5,721,562,120.63	0.99970	36	69
Average:	1.7066%	0.000046755	\$5,841,092,146.71	0.99982	33	67

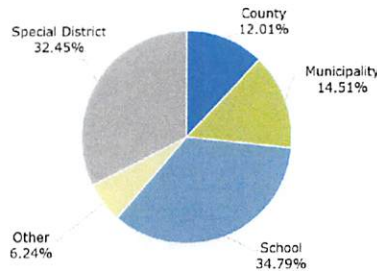
Texas CLASS Portfolio Characteristics

The following information is provided in accordance with Texas State Statute 2256.0016.

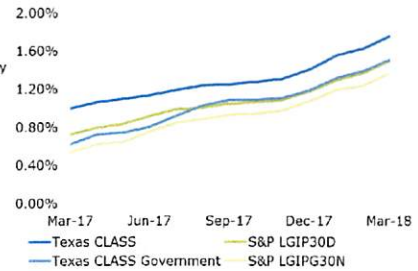
As of March 31, 2018:



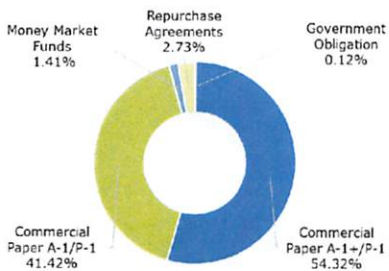
Participant Breakdown by Balance



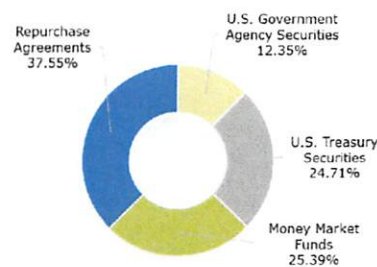
Participant Breakdown by Entity Type



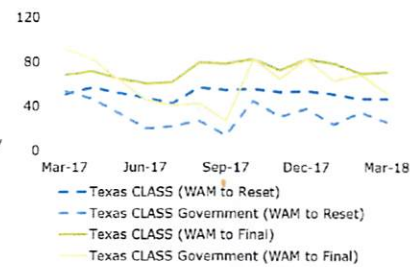
Performance vs. Benchmark S&P AAA/AA GIP* (30-Day Yields)



Texas CLASS Portfolio Breakdown



Texas CLASS Government Portfolio Breakdown



Weighted Average Maturity (In Days)



Second Quarter 2018
Potter County

Texas Class Investment Accounts

TEXAS CLASS SUMMARY		JANUARY THROUGH MARCH 31, 2018							
Texas Local Government Investment Pool	Month	Beginning Balance	Total Deposits	Total With-drawals	Month To Date Interest	Year To Date Interest	Average Daily Balance	Month End Balance	Average Monthly Yield
General Account	JAN	\$ 5,643,911.89	\$ 5,000,000.00	\$ -	\$ 7,660.90	\$ 7,660.90	\$ 5,809,133.44	\$ 10,651,572.79	1.56%
	FEB	\$ 10,651,572.79	\$ -	\$ -	\$ 13,225.15	\$ 20,886.05	\$ 10,658,627.26	\$ 10,664,797.94	1.62%
	MAR	\$ 10,664,797.94	\$ -	\$ -	\$ 15,846.80	\$ 36,732.85	\$ 10,673,028.17	\$ 10,680,644.74	1.75%
Insurance Fund	JAN	\$ 510,446.08	\$ -	\$ -	\$ 673.22	\$ 673.22	\$ 510,800.99	\$ 511,119.30	1.56%
	FEB	\$ 511,119.30	\$ -	\$ -	\$ 634.61	\$ 1,307.83	\$ 511,457.80	\$ 511,753.91	1.62%
	MAR	\$ 511,753.91	\$ -	\$ 250,000.00	\$ 469.04	\$ 1,776.87	\$ 318,480.89	\$ 262,222.95	1.75%
Sheriff's Admin	JAN	\$ 4,583,295.22	\$ -	\$ 1,500,000.00	\$ 5,526.64	\$ 5,526.64	\$ 4,199,303.81	\$ 3,088,821.86	1.56%
	FEB	\$ 3,088,821.86	\$ -	\$ -	\$ 3,835.12	\$ 9,361.76	\$ 3,090,867.57	\$ 3,092,656.98	1.30%
	MAR	\$ 3,092,656.98	\$ -	\$ -	\$ 4,595.37	\$ 13,957.13	\$ 3,095,043.64	\$ 3,097,252.35	1.75%
Capital Projects	JAN	\$ 5,040,082.89	\$ -	\$ -	\$ 6,647.39	\$ 6,647.39	\$ 5,043,587.27	\$ 5,046,730.28	1.56%
	FEB	\$ 5,046,730.28	\$ -	\$ -	\$ 6,266.08	\$ 12,913.47	\$ 5,050,072.69	\$ 5,052,996.36	1.62%
	MAR	\$ 5,052,996.36	\$ -	\$ -	\$ 7,508.23	\$ 20,421.70	\$ 5,056,895.85	\$ 5,060,504.59	1.75%

19



Daily Rates

January 2018

TXCLASS

Date	Dividend Rate	Daily Yield
01-Jan-18	0.000040653	1.49%
02-Jan-18	0.000040611	1.49%
03-Jan-18	0.000041296	1.51%
04-Jan-18	0.000041569	1.52%
05-Jan-18	0.000041789	1.53%
06-Jan-18	0.000041789	1.53%
07-Jan-18	0.000041789	1.53%
08-Jan-18	0.000042273	1.55%
09-Jan-18	0.000042239	1.55%
10-Jan-18	0.000042325	1.55%
11-Jan-18	0.000042589	1.56%
12-Jan-18	0.000042571	1.56%
13-Jan-18	0.000042571	1.56%
14-Jan-18	0.000042571	1.56%
15-Jan-18	0.000042571	1.56%
16-Jan-18	0.000042837	1.57%
17-Jan-18	0.000042916	1.57%
18-Jan-18	0.000042938	1.57%
19-Jan-18	0.000042937	1.57%
20-Jan-18	0.000042937	1.57%
21-Jan-18	0.000042937	1.57%
22-Jan-18	0.000042911	1.57%
23-Jan-18	0.000043000	1.57%
24-Jan-18	0.000043016	1.57%
25-Jan-18	0.000043027	1.57%
26-Jan-18	0.000043214	1.58%
27-Jan-18	0.000043214	1.58%
28-Jan-18	0.000043214	1.58%
29-Jan-18	0.000043207	1.58%
30-Jan-18	0.000043153	1.58%
31-Jan-18	0.000043427	1.59%



Daily Rates

February 2018

TXCLASS

Date	Dividend Rate	Daily Yield
01-Feb-18	0.000043530	1.59%
02-Feb-18	0.000043589	1.59%
03-Feb-18	0.000043589	1.59%
04-Feb-18	0.000043589	1.59%
05-Feb-18	0.000043427	1.59%
06-Feb-18	0.000043996	1.61%
07-Feb-18	0.000043742	1.60%
08-Feb-18	0.000043794	1.60%
09-Feb-18	0.000043975	1.61%
10-Feb-18	0.000043975	1.61%
11-Feb-18	0.000043975	1.61%
12-Feb-18	0.000044044	1.61%
13-Feb-18	0.000044318	1.62%
14-Feb-18	0.000044348	1.62%
15-Feb-18	0.000044308	1.62%
16-Feb-18	0.000044523	1.63%
17-Feb-18	0.000044523	1.63%
18-Feb-18	0.000044523	1.63%
19-Feb-18	0.000044523	1.63%
20-Feb-18	0.000044523	1.63%
21-Feb-18	0.000044833	1.64%
22-Feb-18	0.000044824	1.64%
23-Feb-18	0.000045038	1.64%
24-Feb-18	0.000045038	1.64%
25-Feb-18	0.000045038	1.64%
26-Feb-18	0.000045071	1.65%
27-Feb-18	0.000045071	1.65%
28-Feb-18	0.000045171	1.65%



Daily Rates

March 2018

TXCLASS

Date	Dividend Rate	Daily Yield
01-Mar-18	0.000045345	1.66%
02-Mar-18	0.000045504	1.66%
03-Mar-18	0.000045504	1.66%
04-Mar-18	0.000045504	1.66%
05-Mar-18	0.000045957	1.68%
06-Mar-18	0.000046092	1.68%
07-Mar-18	0.000046077	1.68%
08-Mar-18	0.000046599	1.70%
09-Mar-18	0.000046856	1.71%
10-Mar-18	0.000046856	1.71%
11-Mar-18	0.000046856	1.71%
12-Mar-18	0.000047007	1.72%
13-Mar-18	0.000047281	1.73%
14-Mar-18	0.000047387	1.73%
15-Mar-18	0.000047726	1.74%
16-Mar-18	0.000047811	1.75%
17-Mar-18	0.000047811	1.75%
18-Mar-18	0.000047811	1.75%
19-Mar-18	0.000047956	1.75%
20-Mar-18	0.000048511	1.77%
21-Mar-18	0.000048633	1.78%
22-Mar-18	0.000049064	1.79%
23-Mar-18	0.000049216	1.80%
24-Mar-18	0.000049216	1.80%
25-Mar-18	0.000049216	1.80%
26-Mar-18	0.000050583	1.85%
27-Mar-18	0.000050277	1.84%
28-Mar-18	0.000050544	1.84%
29-Mar-18	0.000050558	1.85%
30-Mar-18	0.000050551	1.85%
31-Mar-18	0.000050551	1.85%